S 2332 ∅32 mm, Graphite Brushes, 11 Watt, CE approved

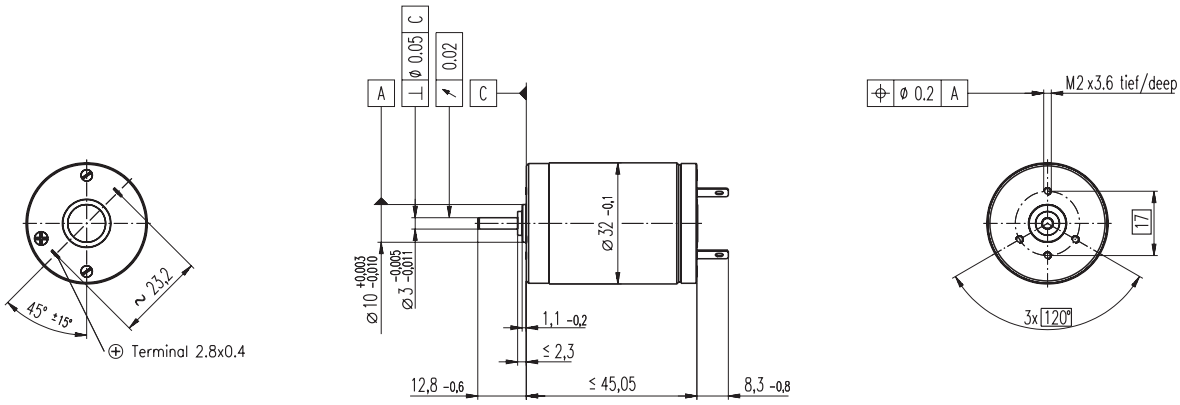

M 1:2

Stock program
Standard program
Special program (on request)

Order Number

2332. ... -12.256-200 (Insert winding number)

	Winding number		900	904	905	906	908	909	910	911	912	913
Motor Data												
	Values at nominal voltage											
1	Nominal voltage	Volt	4.5	9.0	9.0	12.0	18.0	24.0	30.0	36.0	48.0	48.0
2	No load speed	rpm	7730	8510	7370	7930	7980	8830	8770	8400	8930	7390
3	No load current	mA	160	82.8	68.0	55.2	36.5	31.1	24.5	19.2	15.6	12.1
4	Nominal speed	rpm	6070	6410	5120	5740	5820	6690	6640	6230	6780	5190
5	Nominal torque (max. continuous torque)	mNm	6.32	13.3	15.4	16.1	16.9	17.0	17.3	17.3	17.4	17.4
6	Nominal current (max. continuous current)	A	1.50	1.50	1.48	1.23	0.847	0.703	0.565	0.448	0.359	0.298
7	Stall torque	mNm	52.3	66.4	58.8	66.2	67.4	74.5	74.7	69.4	74.5	59.9
8	Starting current	A	11.2	7.10	5.42	4.84	3.25	2.96	2.34	1.73	1.48	0.986
9	Max. efficiency	%	60	72	72	75	77	78	79	79	80	78
	Characteristics											
10	Terminal resistance	Ω	0.403	1.27	1.66	2.48	5.54	8.12	12.8	20.8	32.5	48.7
11	Terminal inductance	mH	0.0417	0.167	0.224	0.357	0.821	1.21	1.94	3.06	4.85	7.05
12	Torque constant	mNm / A	4.68	9.35	10.8	13.7	20.8	25.2	31.9	40.0	50.4	60.8
13	Speed constant	rpm / V	2040	1020	881	698	460	379	300	239	189	157
14	Speed / torque gradient	rpm / mNm	176	138	135	126	123	122	120	124	122	126
15	Mechanical time constant	ms	39.5	28.1	27.7	26.1	24.8	24.3	24.0	23.9	23.6	23.7
16	Rotor inertia	gcm^2	21.5	19.4	19.6	19.7	19.3	19.0	19.0	18.4	18.5	18.0

Specifications

	Thermal data	
17	Thermal resistance housing-ambient	13.5 K / W
18	Thermal resistance winding-housing	2.2 K / W
19	Thermal time constant winding	8.51 s
20	Thermal time constant motor	1170 s
21	Ambient temperature	-20 ... +100°C
22	Max. permissible winding temperature	+125°C
	Mechanical data (ball bearings)	
23	Max permissible speed	9200 rpm
24	Axial play	0.5 - 0.15 mm
25	Radial play	0.025 mm
26	Max. axial load (dynamic)	3.2 N
27	Max. force for press fits (static)	64 N
28	Max. radial loading, 5 mm from flange	16 N
	Other specifications	
29	Number of pole pairs	1
30	Number of commutator segments	13
31	Weight of motor	174 g

Values listed in the table are nominal.
Explanation of the figures on page 49.

Option
Sleeve bearings in place of ball bearings
Pigtails in place of terminals

Operating Range

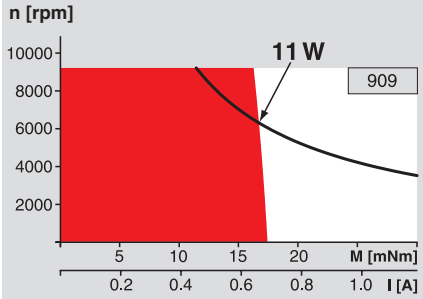

Comments

Continuous operation
In observation of above listed thermal resistance (lines 17 and 18) the maximum permissible winding temperature will be reached during continuous operation at 25°C ambient.
= Thermal limit.

Short term operation
The motor may be briefly overloaded (recurring).

Assigned power rating

maxon Modular System

Overview on page 16 - 21

Planetary Gearhead
∅32 mm
0.4 - 2.0 Nm
Page 237

Planetary Gearhead
∅32 mm
0.75 - 4.5 Nm
Page 238
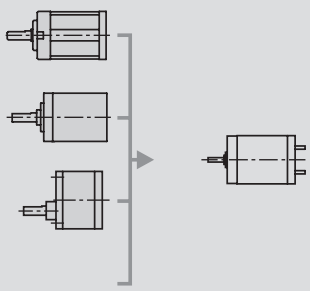
Spur Gearhead
∅38 mm
0.1 - 0.6 Nm
Page 243